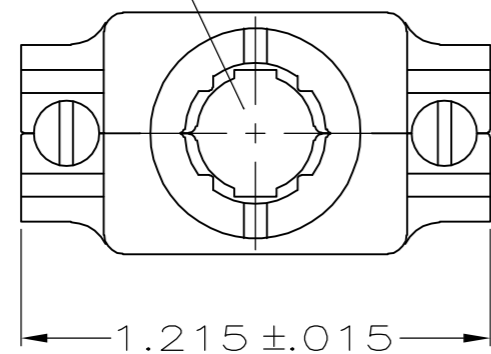


THIS DRAWING IS UNPUBLISHED. RELEASED FOR PUBLICATION
 © COPYRIGHT BY TYCO ELECTRONICS CORPORATION. ALL RIGHTS RESERVED.

LOC		DIST		REVISIONS			
P	LTR	DESCRIPTION	DATE	DWN	APVD		
GP	00	A	REVISED PER EC 0S13-0326-05	26APR06	JG	CR	

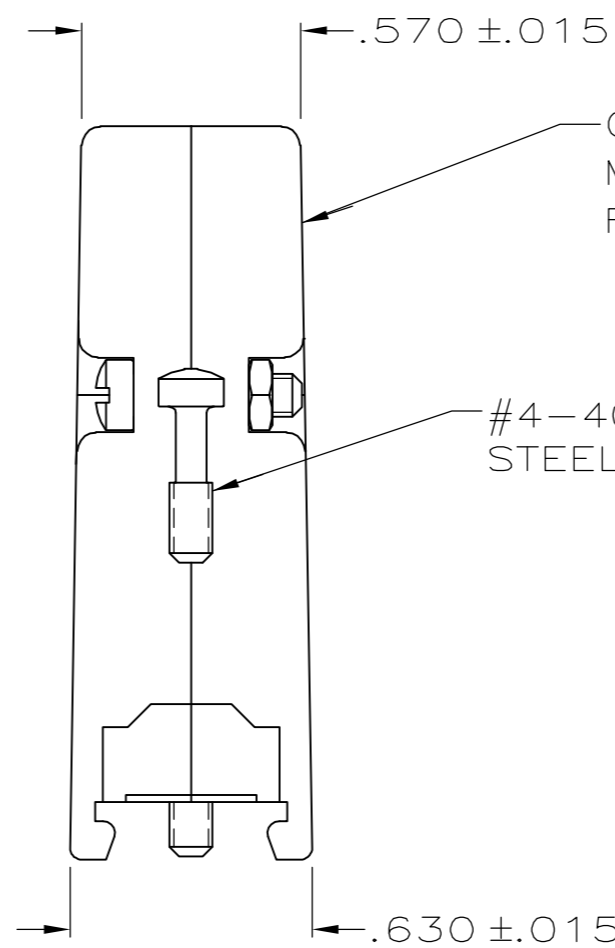
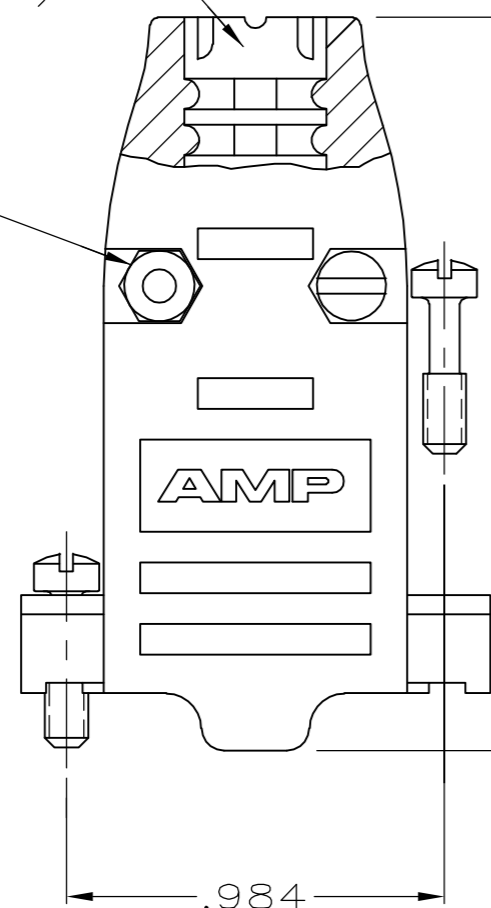
1. ALL PARTS PACKAGED UNASSEMBLED.
- ② AS SHOWN, THIS KIT CONSISTS OF 2 STRAIN RELIEF HALVES, 2 #4-40 SCREWS, 2 #4-40 NUTS & 2 #4-40 MOUNTING SCREWS.
- ③ SAME AS SHOWN, EXCEPT: EACH PART IS INDIVIDUALLY BULK PACKED FOR MULTIPLE KIT ORDERS.
- ④ ZINC PLATED .000200-.000400 THICK, CLEAR CHROMATE COATING.
- ⑤ OBSOLETE.

OPENING FOR CABLE
(SEE DASH NO FOR DIA)



SIZE IDENTIFICATION
LETTER MOLDED HERE
(SEE TABLE)

#4-40 FILLISTER HEAD
STEEL SCREW & HEX NUT,
2 EACH REQD. ④



CABLE CLAMP
MATERIAL: FLAME RETARDANT THERMOPLASTIC
FINISH: BRIGHT NICKEL OVER BRIGHT COPPER

#4-40 FILLISTER HEAD SCREW
STEEL, 2 REQD. ④

A	.200	-	5745854-5
C	.250	-	5745854-3
H	.370	5745854-2 ⑤	5745854-1
SIZE IDENT LETTER	CABLE DIA	BULK PACKED KIT NO ③	INDIVIDUAL KIT NO ②

DIMENSIONS:		TOLERANCES UNLESS OTHERWISE SPECIFIED:		DWN		CHK		APVD		NAME	
INCHES		0 PLC	± -	B. MCMASTER	04AUG05	C. ROHDE		M. WALMSLEY		Tyco Electronics Corporation	
		1 PLC	± -							Harrisburg, Pa 17105-3608	
		2 PLC	± -							CABLE CLAMP KIT, SIZE 1, 9 POSN,	
		3 PLC	± .005							180 DEGREES, PLATED PLASTIC,	
		4 PLC	± -							AMPLIMITE	
		ANGLES	± -							SIZE CAGE CODE DRAWING NO RESTRICTED TO	
MATERIAL	FINISH									A2 C=5745854	
SEE CALLOUT	SEE CALLOUT									SCALE 2:1 SHEET 1 OF 1 REV A	
				CUSTOMER DRAWING							